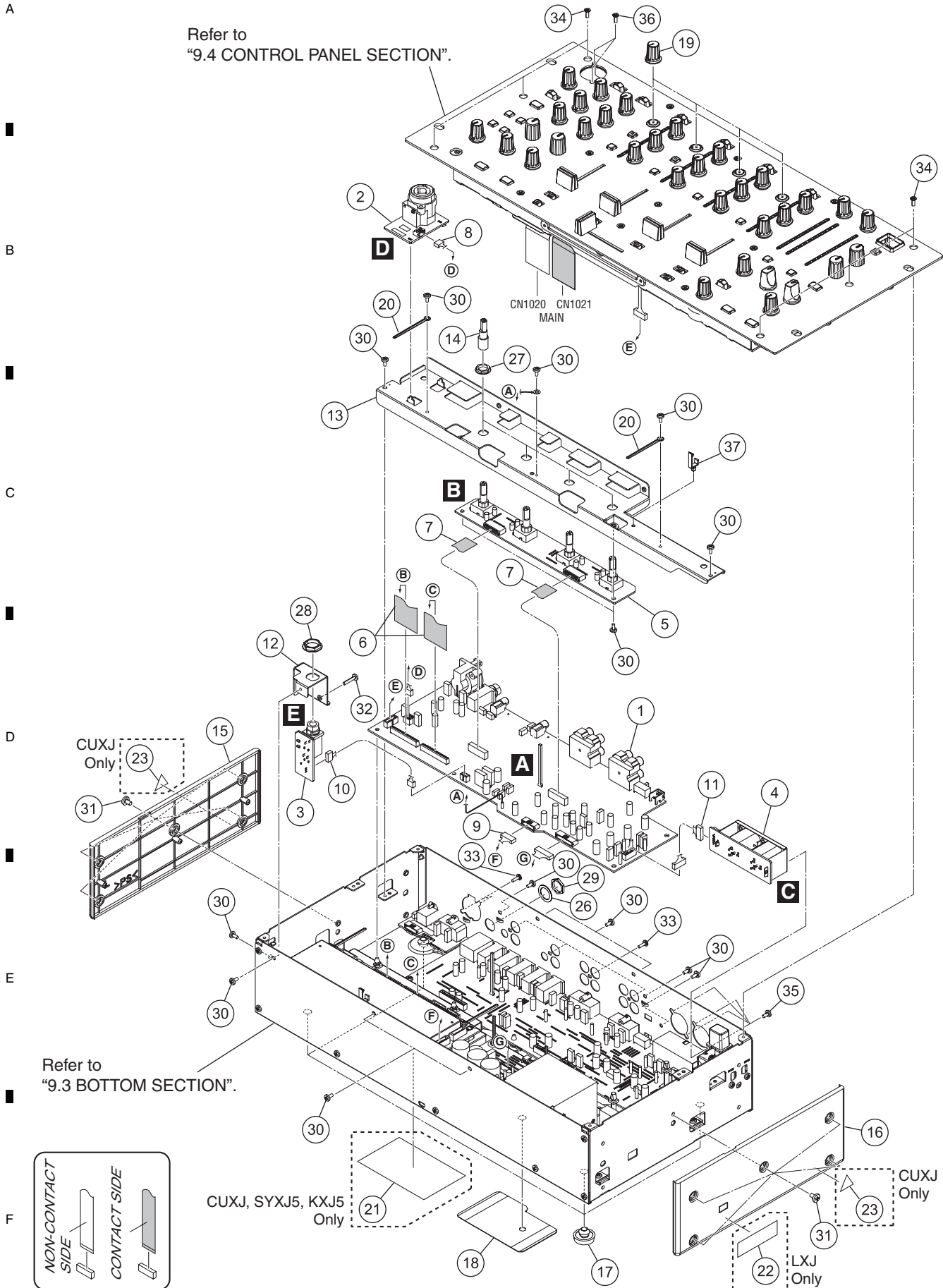


9.2 EXTERIOR SECTION

Refer to
"9.4 CONTROL PANEL SECTION".



(1) EXTERIOR SECTION PARTS LIST

<u>Mark No.</u>	<u>Description</u>	<u>Part No.</u>	<u>Mark No.</u>	<u>Description</u>	<u>Part No.</u>
1	INPUT Assy	DWX2953	NSP 21	Label	See Contrast table (2)
2	MIC 1 AMP Assy	DWX2955	NSP 22	Label	See Contrast table (2)
3	HP JACK Assy	DWX2957	NSP 23	Caution Label	See Contrast table (2)
4	ZONE JACK Assy	DWX3029	NSP 24	V Select Label	See Contrast table (2)
5	CH TRIM Assy	DWX2964	25	Recycling Label M	See Contrast table (2)
6	31P FFC	DDD1437	26	Washer	DEC2920
7	14P FFC	DDD1486	27	Flange Nut M9	DBN1008
8	Connector Assy 3P	DKP3841	28	Flange Nut M12	DBN1012
9	Connector Assy 7P	DKP3848	29	Nut M12	NKX2FNI
10	Connector Assy	PF03PP-D30	30	Screw	BBZ30P060FTB
11	Connector Assy 6P	PF06PP-D12	31	Screw	BBZ40P060FTB
12	HP Stay	DNF1830	32	Screw	BCZ30P140FTC
13	TRIM Bracket	DNF1833	33	Screw	BPZ30P080FTB
14	Extension Shaft	DNK4948	34	Screw	CCZ30P060FTB
15	Side Panel L	DNK5397	35	Screw	PPZ30P080FTB
16	Side Panel R	See Contrast table (2)	36	Screw	BPZ30P120FTB
17	Foot	REC-434	37	Locking Mini Clamp	DEC2439
18	Bottom Sheet A	DEC3203			
19	Rotary Knob (Gray)	DAA1249			
20	Cord Clamper	RNH-184			

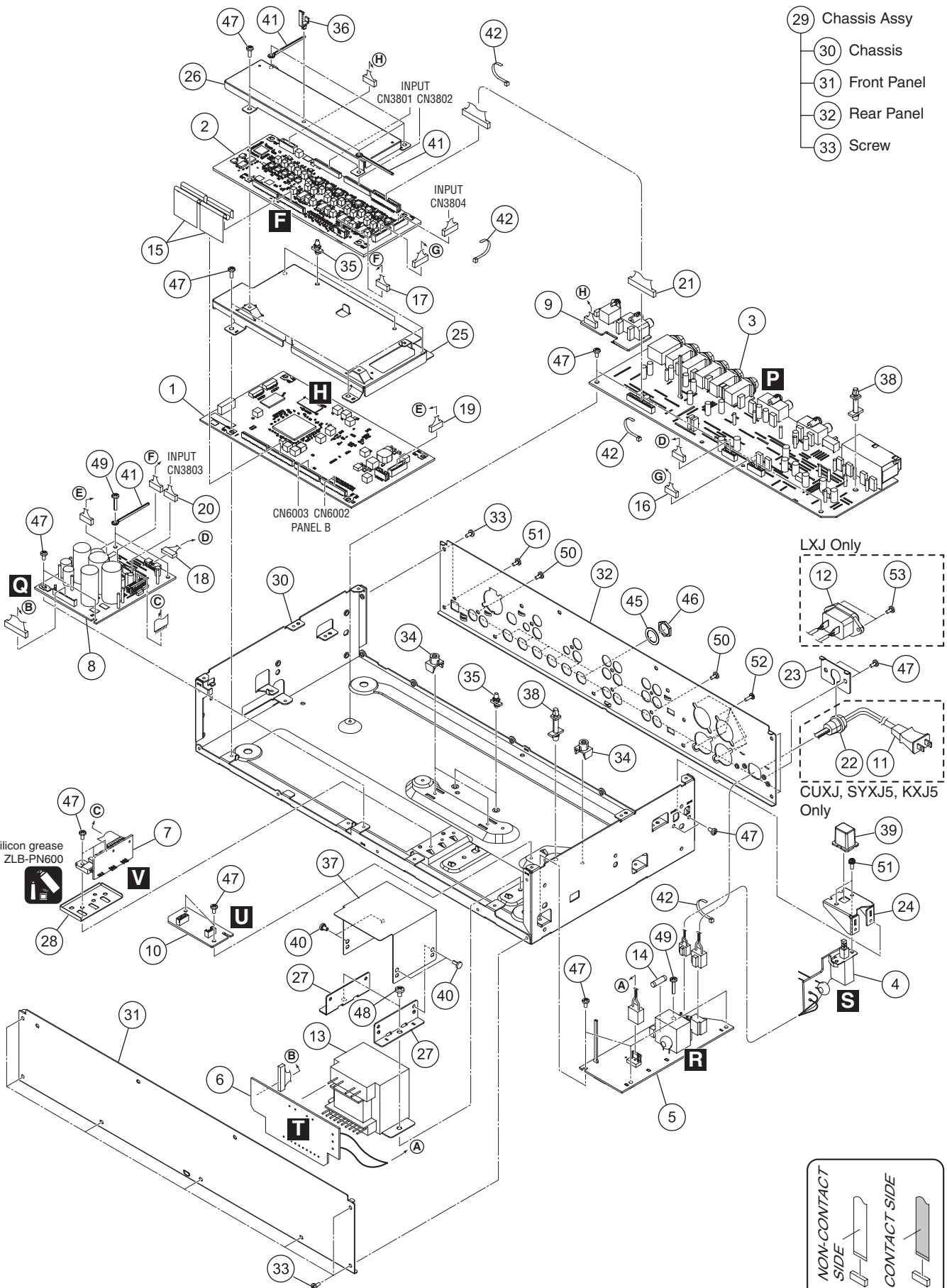
(2) CONTRAST TABLE

DJM-5000/CUXJ, SYXJ5, LXJ and KXJ5 are constructed the same except for the following:

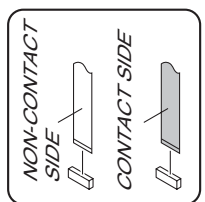
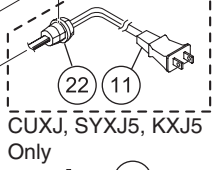
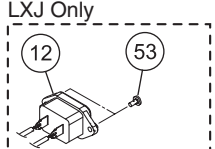
Mark	No.	Symbol and Description	DJM-5000 /CUXJ	DJM-5000 /SYXJ5	DJM-5000 /LXJ	DJM-5000 /KXJ5
	16	Side Panel R	DNK5398	DNK5398	DNK5399	DNK5398
NSP	21	Label	DRW2392	DRW2393	Not used	DRW2397
NSP	22	Label	Not used	Not used	DRW2394	Not used
NSP	23	Caution Label	DRW1975	Not used	Not used	Not used
NSP	24	V Select Label	Not used	Not used	DRW2400	Not used
	25	Recycling Label M	Not used	Not used	Not used	DRW2307

9.3 BOTTOM SECTION

A
B
C
D
E
F



- 29 Chassis Assy
- 30 Chassis
- 31 Front Panel
- 32 Rear Panel
- 33 Screw



(1) BOTTOM SECTION PARTS LIST

<u>Mark No.</u>	<u>Description</u>	<u>Part No.</u>	<u>Mark No.</u>	<u>Description</u>	<u>Part No.</u>
	1 MAIN Assy	DWX2952	31	Front Panel	DNB1183
	2 DAC Assy	DWX3027	32	Rear Panel	See Contrast table (2)
	3 OUTPUT Assy	DWX2954	33	Screw	BBZ30P060FTB
	4 PWR SW Assy	DWR1445	34	PCB Mold	AMR2534
NSP	5 PRIMARY Assy	See Contrast table (2)	35	Spacer	DEC2369
	6 TRANS Assy	See Contrast table (2)	36	Locking Mini Clamp	DEC2439
	7 REG Assy	DWR1448	37	Barrier (Trans)	DEC3183
	8 PWR SECONDARY Assy	DWR1449	NSP 38	PC Support	VEC1584
	9 USB/DIG JACK Assy	DWX2959	39	POWER Knob	DAC2519
	10 STANDBY Assy	DWX3028	40	Push Rivet	XEC3034
⚠	11 AC Power Cord	See Contrast table (2)	41	Cord Clamper	RNH-184
	12 AC Inlet Assy	See Contrast table (2)	42	Binder (SKB-90BK)	ZCA-SKB90BK
⚠	13 Power Transformer	See Contrast table (2)	43	•••••	
⚠	14 Fuse (T400 mA)	AEK1050	44	•••••	
	15 29P FFC	DDD1468	45	Washer	DEC2920
	16 Connector Assy 8P	DKP3840	46	Nut M12	NKX2FNI
	17 Connector Assy	PF05PP-S12	47	Screw	BSZ30P060FTC
	18 Connector Assy	PF07PP-D07	48	Screw	BBZ40P060FTB
	19 Connector Assy	PF08PP-S07	49	Screw	BCZ30P140FTC
	20 Connector Assy	PF10PP-S10	50	Screw	BPZ30P080FTB
	21 Connector Assy	PF15PP-D20	51	Screw	PMH30P080FTB
	22 Cord Stopper	See Contrast table (2)	52	Screw	PPZ30P080FTB
	23 Power Cord Stay	DNF1857	53	Screw	See Contrast table (2)
	24 POWER SW Stay	DNF1831			
	25 Main Shield	DNF1832			
	26 DAC Shield	DNF1835			
	27 Trans Stay	DNF1839			
	28 Heatsink	DNG1113			
	29 Chassis Assy	See Contrast table (2)			
NSP	30 Chassis	DNA1364			

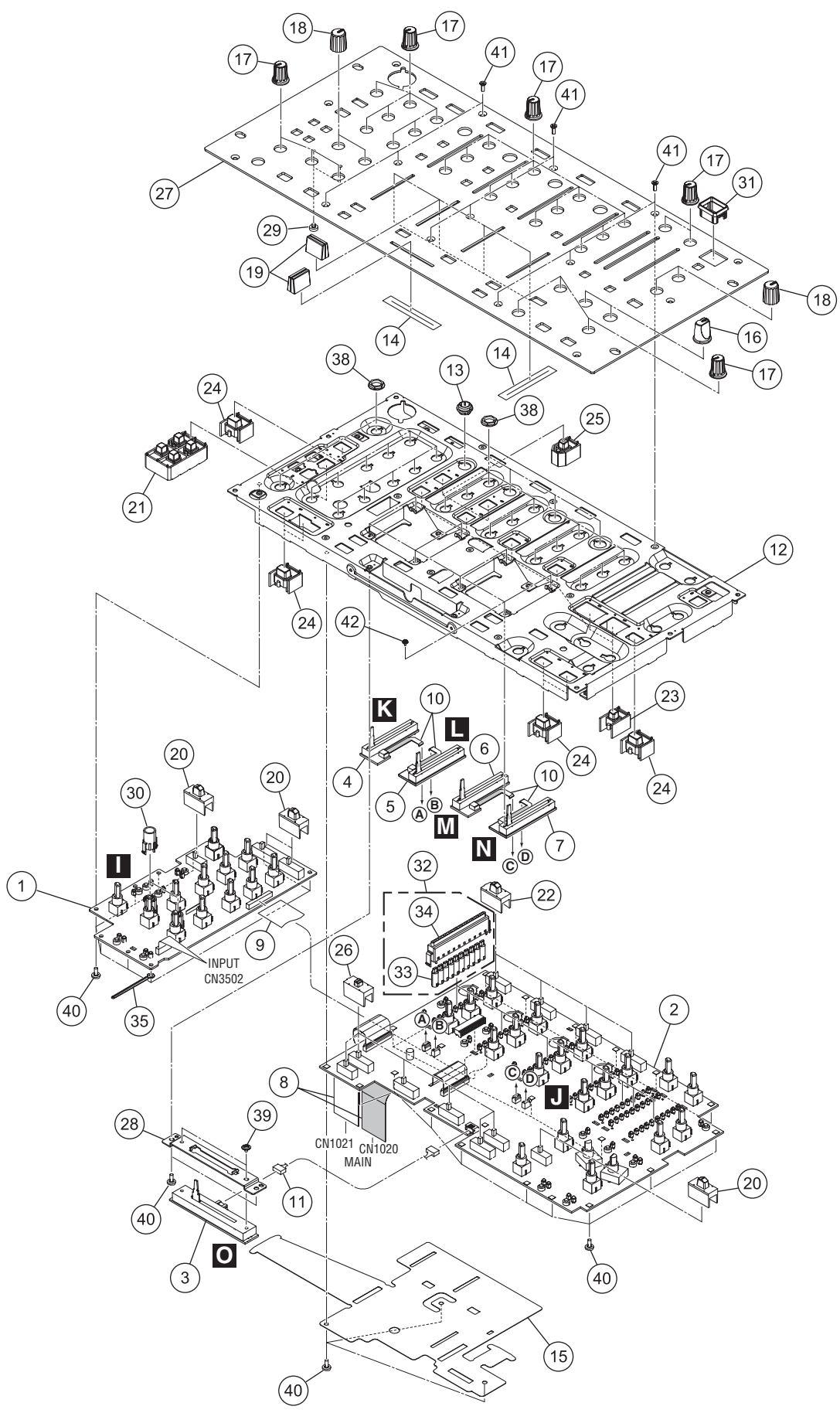
(2) CONTRAST TABLE

DJM-5000/CUXJ, SYXJ5, LXJ and KXJ5 are constructed the same except for the following:

Mark	No.	Symbol and Description	DJM-5000 /CUXJ	DJM-5000 /SYXJ5	DJM-5000 /LXJ	DJM-5000 /KXJ5
NSP	5	PRIMARY Assy	DWR1446	DWR1446	DWR1450	DWR1446
	6	TRANS Assy	DWR1447	DWR1447	DWR1451	DWR1447
⚠	11	AC Power Cord	VDG1075	VDG1061	Not used	XDG3053
	12	AC Inlet Assy	Not used	Not used	DKP3843	Not used
⚠	13	Power Transformer	DTT1226	DTT1225	DTT1225	DTT1225
	22	Cord Stopper	CM-22C	CM-22B	Not used	CM-22B
	29	Chassis Assy	DXB2035	DXB2047	DXB2048	DXB2051
	32	Rear Panel	DNC1924	DNC1925	DNC1926	DNC1929
	53	Screw	Not used	Not used	IBZ30P080FTB	Not used

9.4 CONTROL PANEL SECTION

A
B
C
D
E
F



CONTROL PANEL SECTION PARTS LIST

<u>Mark No.</u>	<u>Description</u>	<u>Part No.</u>	
1	PANEL A Assy	DWX2961	
2	PANEL B Assy	DWX2962	A
3	CRS FADER Assy	DWX2972	
4	CH1 FADER Assy	DWX2968	
5	CH2 FADER Assy	DWX2969	
6	CH3 FADER Assy	DWX2970	
7	CH4 FADER Assy	DWX2971	
8	29P FFC	DDD1469	
9	22P FFC	DDD1471	
10	4P FFC	DDD1472	
11	Connector Assy	PF04PP-D10	B
12	Panel Stay	DNF1834	
13	Bushing	DNK4996	
14	Fader Packing	DEC2903	
15	Barrier (Panel)	DEC3175	
16	FX SEL Knob	DAA1213	
17	Rotary Knob (Black)	DAA1248	
18	Rotary SW Knob (HM)	DAA1256	
19	Slider Knob (L2)	DAC2371	
20	Slide SW Cap	DAC2400	C
21	SET Knob (MIC EFX)	DAC2516	
22	Slide SW Cap (LINE)	DAC2517	
23	CUE Knob	DAC2521	
24	MIC Knob	DAC2522	
25	FS Knob	DAC2524	
26	Slide SW Cap (B)	DAC2537	
27	Control Panel	DNB1167	
28	CRF Bracket	DNF1828	
29	Lens	DNK4532	
30	Lens Holder	DNK4533	D
31	Power Knob Guard	DNK5388	
32	Level Meter Assy	DXB2028	
33	Level Meter Lens	DNK4530	
34	Level Meter Cap	DNK5273	
35	Cord Clamper	RNH-184	
36	•••••		
37	•••••		
38	Flange Nut M9	DBN1008	E
39	Screw	IMZ30P040FTC	
40	Screw	BBZ30P060FTB	
41	Screw	CCZ30P060FTB	
42	Screw	PMA20P040FTC	