

9.2 EXTERIOR SECTION

1

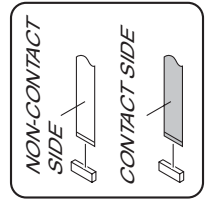
2

3

4

A

Note: When reassembling the upper panel (42), tighten Screws A first then Screws B.



B

Refer to "9.4 SLOT-IN MECHA SECTION".

C

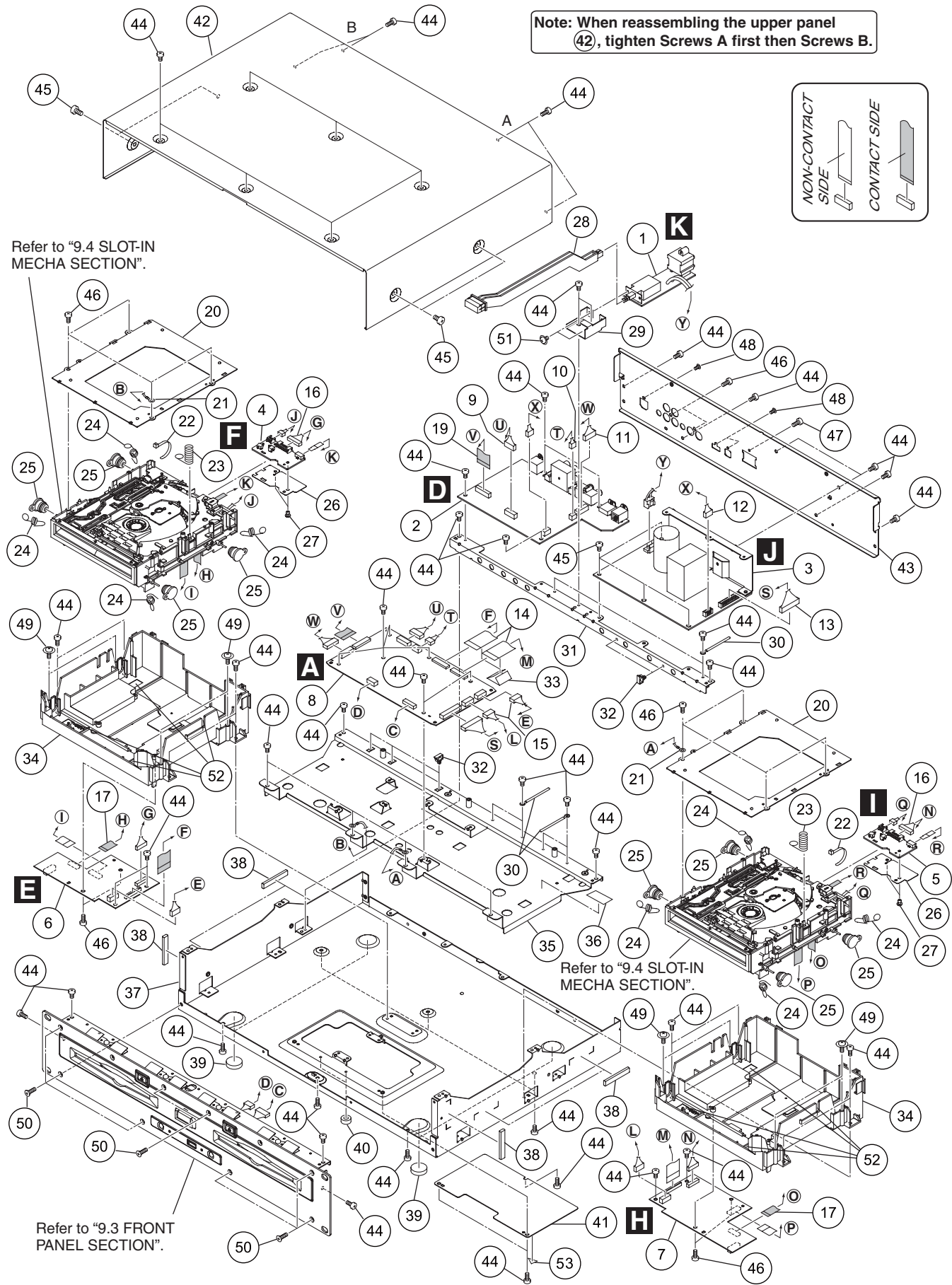
D

E

F

Refer to "9.3 FRONT PANEL SECTION".

Refer to "9.4 SLOT-IN MECHA SECTION".



1

2

3

4

(1) EXTERIOR SECTION PARTS LIST

<u>Mark No.</u>	<u>Description</u>	<u>Part No.</u>	<u>Mark No.</u>	<u>Description</u>	<u>Part No.</u>
1	ACIN Assy	See Contrast table (2)	28	Power Knob	DNK4900
2	SJACK Assy	DWX2710	29	SW Bracket	DNH2786
⚠ 3	POWER SUPPLY Unit	DWR1440	30	Cord Clamper	RNH-184
4	SLMB1 Assy	DWS1401			
5	SLMB2 Assy	DWS1402	31	Rear Stay	DNH2785
			32	Locking Mini Clamp	DEC2439
6	SRV1 Assy	DWX2711	33	EMC Sheet 20x55	DEC3096
7	SRV2 Assy	DWX2712	34	Mecha Base	DNK4906
8	SMAIN Assy	DWX2706	35	PCB Stay Assy	DXB1988
9	Connector Assy 7P	PF07PP-C15			
10	Connector Assy 3P	PF03PP-C17	36	Laser Caution	See Contrast table (2)
			NSP 37	Chassis	DNA1358
11	Connector Assy 8P	PF08PP-C27	38	Gasket	DEC3080
12	Connector Assy 5P	DKP3784	39	Insulator	DEC2348
13	Connector Assy 15P	DKP3783	NSP 40	Spacer	AEB7092
14	40P FFC	DDD1355			
15	Connector Assy 5P	PF05PP-C37	41	Bottom Plate	DNH2784
			42	Bonnet (BOX)	DXX2592
16	Connector Assy 9P	DKP3782	43	Rear Panel	See Contrast table (2)
17	24P FFC	DDD1357	44	Screw	BBZ30P060FTB
18	•••••		45	Screw	BBZ40P080FTB
19	20P FFC	DDD1402			
20	Mecha Plate	DNH2642	46	Screw	BPZ30P080FTC
			47	Screw	PBZ30P080FTB
21	Earth lead Unit	DDF1035	48	Screw(M3x5)	DBA1340
22	Binder	ZCA-SKB90BK	49	DM Screw(FTC)	DBA1260
23	Earth Spring	DBH1398	50	Screw	CMZ30P080FTB
24	Float Spring G5	DBH1494			
25	Damper	CNV6011	51	Screw	AMZ30P040FTC
			52	Float Cushion	DEC3121
26	PCB Shield SLMB	DEC3059	NSP 53	Label	See Contrast table (2)
27	Rivet 3x4.5	RBM-003			

(2) CONTRAST TABLE

MEP-7000/KUCXJ, WYXJ5, TLFXJ and WAXJ5 are constructed the same except for the following:

Mark	No.	Symbol and Description	MEP-7000/KUCXJ	MEP-7000/WYXJ5	MEP-7000/TLFXJ	MEP-7000/WAXJ5
	1	ACIN Assy	DWR1438	DWR1439	DWR1439	DWR1439
	36	Laser Caution	VRW2257	VRW2257	VRW2159	DRW2372
	43	Rear Panel	DNC1823	DNC1851	DNC1908	DNC1853
NSP	53	Label	DRW1975	Not used	Not used	Not used

9.3 FRONT PANEL SECTION

A

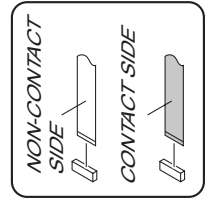
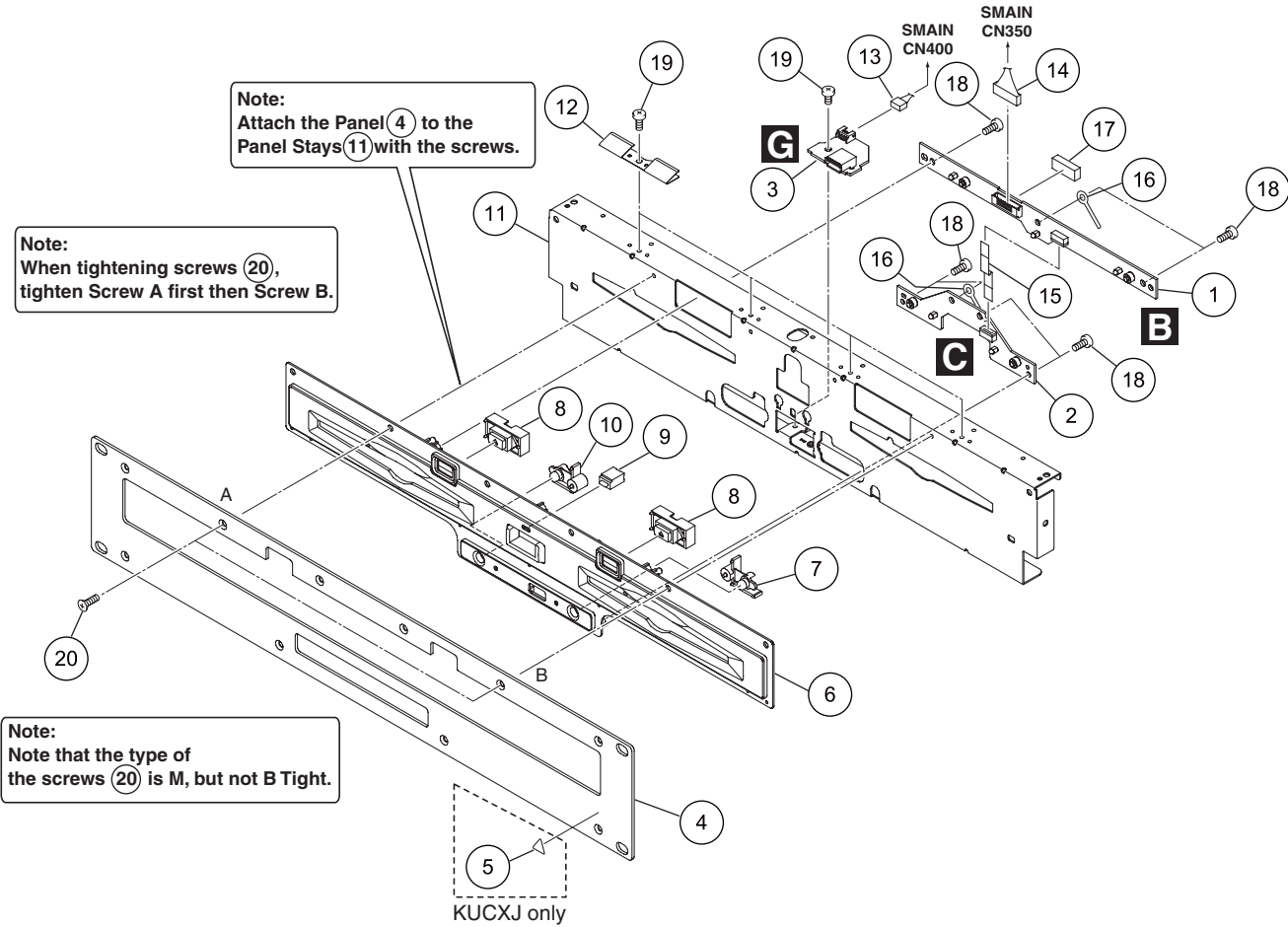
B

C

D

E

F



(1) FRONT PANEL SECTION PARTS LIST

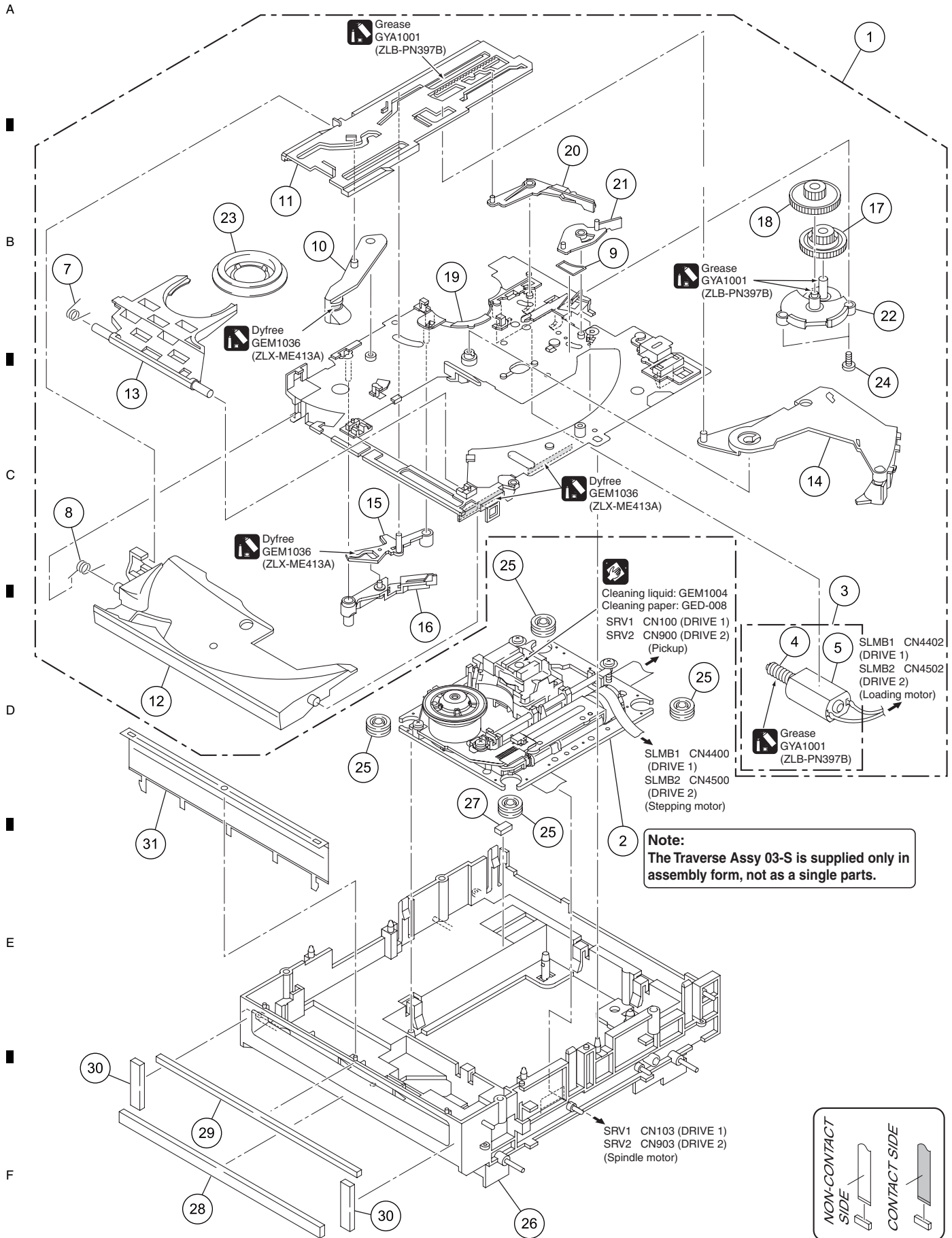
<u>Mark No.</u>	<u>Description</u>	<u>Part No.</u>	<u>Mark No.</u>	<u>Description</u>	<u>Part No.</u>
1	EJTB Assy	DWS1403	12	Earth Plate L	DBK1319
2	FSWB Assy	DWS1400	13	Connector Assy 4P	PF04PP-C10
3	USBB Assy	DWX2713	14	Connector Assy 10P	DKP3781
4	Front Panel	DNB1149	15	6P FFC	DDD1403
NSP 5	Label	See Contrast table (2)	16	Cord Clamper	RNH-184
6	Slot Panel	DNK4899	17	FFC Guard	DEC2586
7	STOP Knob R	DNK4903	18	Screw	BPZ30P080FTC
8	EJECT Knob (PL)	DNK4901	19	Screw	BBZ30P060FTB
9	Lens A	DNK4904	20	Screw	CMZ30P080FTB
10	STOP Knob L	DNK4902			
11	Panel Stay	DNH2837			

(2) CONTRAST TABLE

MEP-7000/KUCXJ, WYXJ5, TLFXJ and WAXJ5 are constructed the same except for the following:

Mark	No.	Symbol and Description	MEP-7000/KUCXJ	MEP-7000/WYXJ5	MEP-7000/TLFXJ	MEP-7000/WAXJ5
NSP	5	Label	DRW1975	Not used	Not used	Not used

9.4 SLOT-IN MECHA SECTION

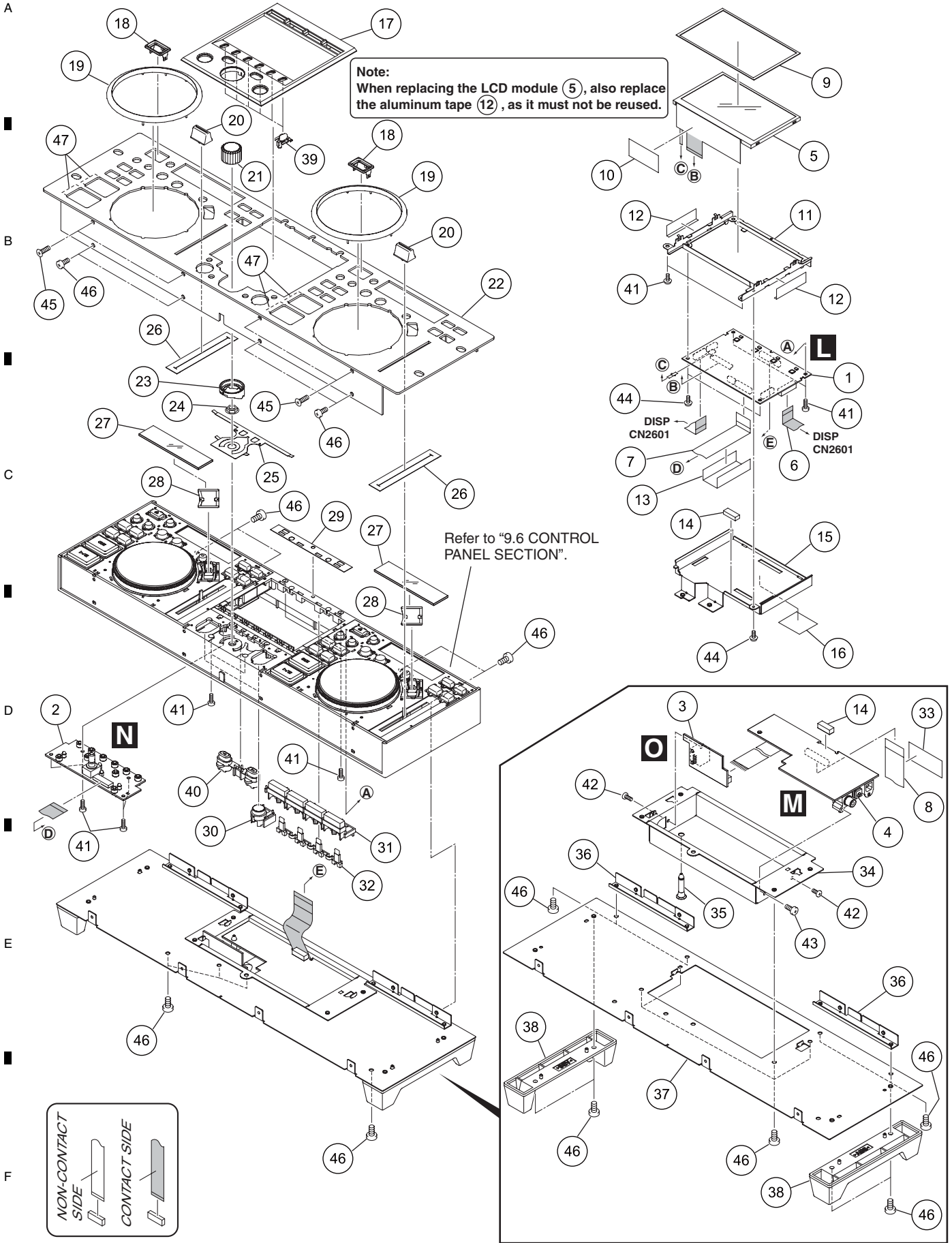


(1) SLOT-IN MECHA SECTION PARTS LIST

<u>Mark No.</u>	<u>Description</u>	<u>Part No.</u>
NSP 1	Slot-in Mechanism Assy	DXA2123
2	Traverse Assy 03-S	VXX3125
3	Loading Motor Assy-S	DXX2510
NSP 4	Worm Gear	DNK3910
NSP 5	DC Motor S (ROHS)	DXM1230
6	•••••	
7	Clamp Spring	DBH1374
8	Guide Spring	DBH1375
9	SW Lever Spacer SV	DEC2831
10	Loading Gear Assy	DXB1880
11	Main Cam	DNK3407
12	Disc Guide	DNK3478
13	Clamp Arm	DNK3576
14	Eject Lever	DNK3684
15	Lever AP	DNK3835
16	Lever BP	DNK3836
17	Loading Gear	DNK3911
18	Drive Gear	DNK3912
19	Loading Base SV	DNK4369
20	SW Lever SV1	DNK4370
21	SW Lever SV2	DNK4371
22	Gear Holder SV	DNK4372
23	Clamper 04 Assy	DXX2591
24	Screw	BPZ20P060FTC
25	Float Rubber (SI)	VEB1351
26	Float Base 04 Assy	DXB1838
27	Spacer (T3)	DEB1566
28	Vessel Cushion A	DEC2852
29	Vessel Cushion B	DEC2853
30	Vessel Cushion C	DEC2854
31	Front Sheet	DED1132

9.5 EXTERIOR SECTION

1 2 3 4



1 2 3 4

(1) EXTERIOR SECTION PARTS LIST

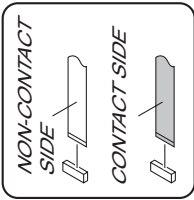
<u>Mark No.</u>	<u>Description</u>	<u>Part No.</u>	<u>Mark No.</u>	<u>Description</u>	<u>Part No.</u>
1	NMAIN Assy	DWX2705			
2	RENC Assy	DWS1399	26	Slide VR Packing	DED1157
3	DJACK Assy	DWX2788	27	OEL Panel	DAH2513
4	NJACK Assy	DWX2708	28	Earth Plate SC	DBK1313
5	LCD Module	DWX2754	29	Shade Sheet	DEC3064
			30	Load Knob	DNK4923
6	13P FFC	DDD1404			
7	18P FFC	DDD1405	31	Mode Knob	DNK4913
8	24P FFC	DDD1406	32	Mode Lens	DNK5036
9	TFT Cushion	DEC3003	33	EMC Sheet 20x55	DEC3096
10	Protection Tape	DEC3066	34	Jack Holder	DNH2795
			35	Locking Card Spacer	XEC3051
11	TFT Holder	DNH2791			
12	Aluminum Tape	DEF1019	36	Upper Bracket	DNH2809
13	EMC Sheet 45x45	DEC3095	37	Rear Panel	See Contrast table (2)
14	FFC Guard 6x16	DEC3065	38	Leg Assy	DXA2124
15	TFT Shield	DNH2792	39	Function Knob	DNK4922
			40	LR Knob	DNK4911
16	Guard Cushion	DEC3106			
17	Center Panel	DNK5244	41	Screw	BPZ20P080FTB
18	Eject Guard	DNK4920	42	Screw	DBA1340
19	Jog Ring	DNK4926	43	Screw	BPZ30P080FTC
20	Slide Knob	DNK4982	44	Screw	AMZ20P040FTC
			45	Screw	ABA7127
21	Dial Knob	DNK4924			
22	Control Panel	DNB1150	46	Screw	BBZ30P080FTB
23	Dial Lens	DNK4925	47	KNOB Cushion	DEC3131
24	Flange Nut M7	DBN1011			
25	Earth Plate F BLACK	DBK1323			

(2) CONTRAST TABLE

MEP-7000/KUCXJ, WYXJ5, TLFXJ and WAXJ5 are constructed the same except for the following:

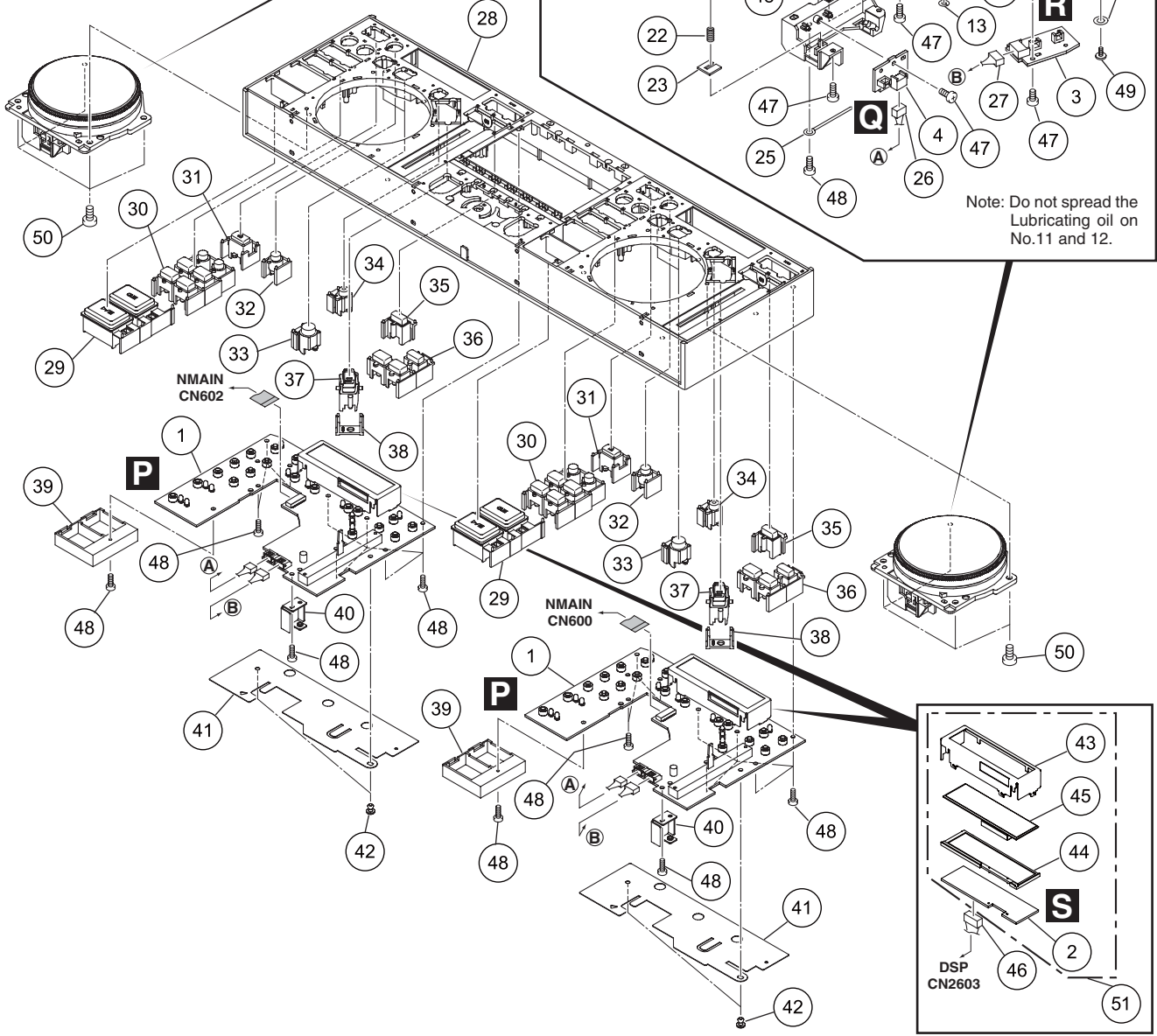
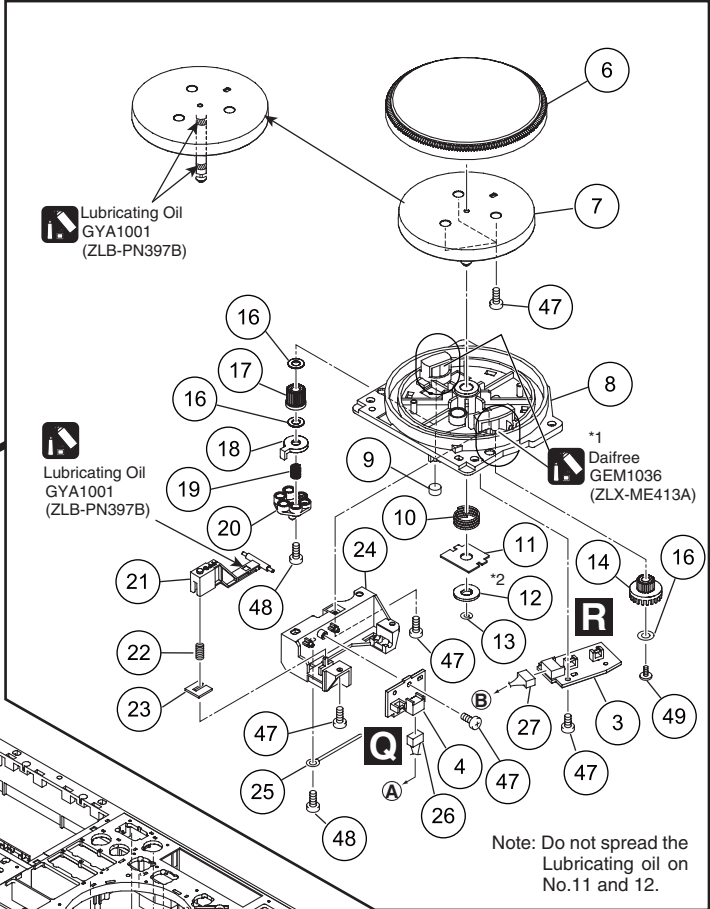
Mark	No.	Symbol and Description	MEP-7000/KUCXJ	MEP-7000/WYXJ5	MEP-7000/TLFXJ	MEP-7000/WAXJ5
	37	Rear Panel	DNC1825	DNC1884	DNC1885	DNC1855

9.6 CONTROL PANEL SECTION



*1
Note :
 For details on how to apply grease,
 see "1.6 REASSEMBLING THE CONTROL UNIT" in this manual.

*2
Note :
 Be sure to place the convex surface of (12) toward (11).
 See "1.6 REASSEMBLING THE CONTROL UNIT" in this manual.



(1) CONTROL PANEL SECTION PARTS LIST

<u>Mark No.</u>	<u>Description</u>	<u>Part No.</u>	<u>Mark No.</u>	<u>Description</u>	<u>Part No.</u>	
1	DISP Assy	AWX2707	50	Screw	BPZ30P080FTC	
2	OELB Assy	DWX2714	51	OEL MODULE ASSY-S	DXX2590	A
3	JOGR Assy	DWX2709				
4	JOGT Assy	DWX2750				
5	•••••					
6	Jog Dial	DNK4759				
7	Jog Shaft	DNK4814				
8	Jog Holder Assy	DXA2118				
9	Lever Cushion (A)	DEC3001				
10	Jog Spring	DBH1588				
11	Jog Smoother Plate	DNK4897				B
12	Jog Smoother	DNK4815				
13	Washer	WT26D060D050				
14	Encoder Gear	DNK4764				
15	•••••					
16	Washer	WA41D070D025				
17	Load Gear (TW)	DNK5171				
18	Load Smoother	DNK4939				
19	Load Spring (TW)	DBH1659				
20	Adjust Plate	DNK4943				C
21	Jog Lever	DNK4763				
22	Lever Spring (TW)	DBH1589				
23	Lever Cushion (B)	DEC3002				
24	Lever Holder	DNK5206				
25	Cord Clamper	RNH-184				
26	Connector Assy 3P	PF03PP-B10				
27	Connector Assy 4P	PF04PP-B15				
28	Panel Base	DNK4907				
29	Play Knob	DNK4918				D
30	Search Knob	DNK4912				
31	Eject Knob	DNK4919				
32	Time Knob	DNK4921				
33	Loop Knob	DNK4915				
34	Re-loop Knob	DNK4916				
35	Master Tempo Knob	DNK4914				
36	Pitch Bend Knob	DNK4910				
37	Scratch Knob	DNK4917				
38	Scratch Holder	DNK4930				E
39	PCB Support	DNK4928				
40	Earth Stay	DNH2794				
41	PCB Sheet	DEC3047				
42	Rivet	RBM-003				
NSP 43	OEL Stay	DNH2793				
NSP 44	OEL Holder	DNK4929				
NSP 45	OLED Unit	MXS8237				
46	Connector Assy 13P	DKP3795				F
47	Screw	BPZ20P060FTC				
48	Screw	BPZ20P080FTB				
49	Screw	DBA1265				