

Pioneer

Service Manual



DJE-1500-K

ORDER NO.
RRV4542

STEREO HEADPHONE

DJE-1500-K

/XZWL5

DJE-1500-W

/XZWL5

DJE-2000-K

/XZWL5

DJE-2000-W

/XZWL5

1. SPECIFICATIONS

Model	Frequency response	Impedance	Maximum Input power	Sensitivity	Driver unit	Plug	Cord	Weight (Without cord)
DJE-1500-□	6 Hz to 20 000 Hz	22 ohm	300 mW	105 dB	ø 9.4 mm	S/W	1.6 m	6.1 g
DJE-2000-□	6 Hz to 22 000 Hz	30 ohm	500 mW	103 dB	Balanced armature/ ø 9.4 mm	S/W	1.6 m	6.1 g

- MODEL : The column of is a color sign.(K: Black, W: White)
- Plug form : S (straight type) / W (2Way plug)

2. NOTE ON SERVICING

The cables for the L and R headphones are detachable.

In a case of a cable failure such as breakage in a cable, only the Cord Assy can be replaced.

However, replacement of a single headphone L or R is not possible, because the sound quality is adjusted for a combination of the L and R headphones (pairing).

If an L or R headphone is in failure, be sure to replace both the L and R headphones for which pairing has been performed.

PIONEER CORPORATION 1-1, Shin-ogura, Saiwai-ku, Kawasaki-shi, Kanagawa 212-0031, Japan

PIONEER ELECTRONICS (USA) INC. P.O. Box 1760, Long Beach, CA 90801-1760, U.S.A.

PIONEER EUROPE NV Haven 1087, Keetberglaan 1, 9120 Melsele, Belgium

PIONEER ELECTRONICS ASIACENTRE PTE. LTD. 253 Alexandra Road, #04-01, Singapore 159936

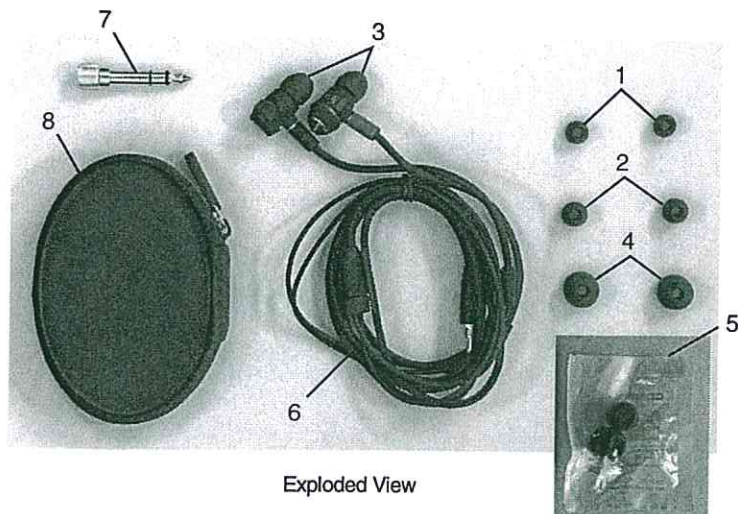
©PIONEER CORPORATION 2014

T-ZZZ MAR. 2014 Printed in Japan

3. EXPLODED VIEWS AND PARTS LIST

- NOTES: • Parts marked by "NSP" are generally unavailable because they are not in our Master Spare Parts List.
 • The Δ mark found on some component parts indicates the importance of the safety factor of the part. Therefore, when replacing, be sure to use parts of identical designation.

3.1 FOR DJE-1500-K



Exploded View



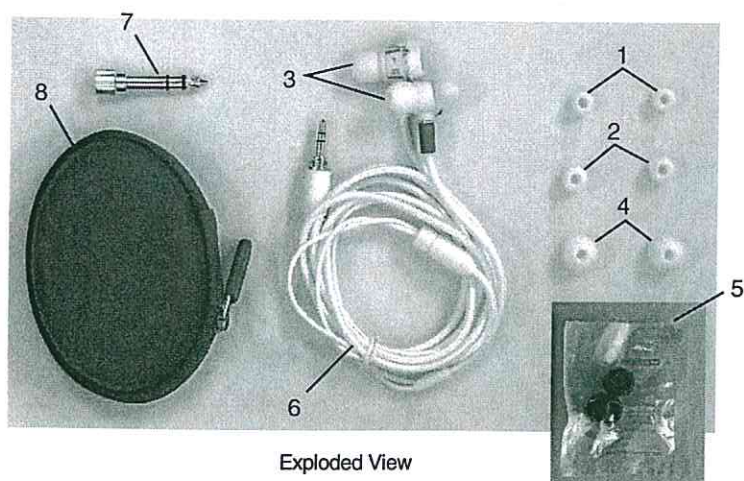
Packing View

DJE-1500-K Parts List

Mark No.	Description	Part No.	Mark No.	Description	Part No.
1	Earphone Tips (XS)	WNK3412	6	Cord Assy (1.6 m)	WDE1514
2	Earphone Tips (S)	WNK3411	7	Plug Adapter	WKX1049
3	Earphone Tips (M)	WNK3410	8	Carrying Case	WHX1049
4	Earphone Tips (L)	WNK3413			
5	Comply Earphone Tips Assy (M)(*)	WEA1013			

*) The COMPLY foam tip is an ASSY supplies with two parts set. Please note that the foam tip cannot be supplied one by one.

3.2 FOR DJE-1500-W



Exploded View



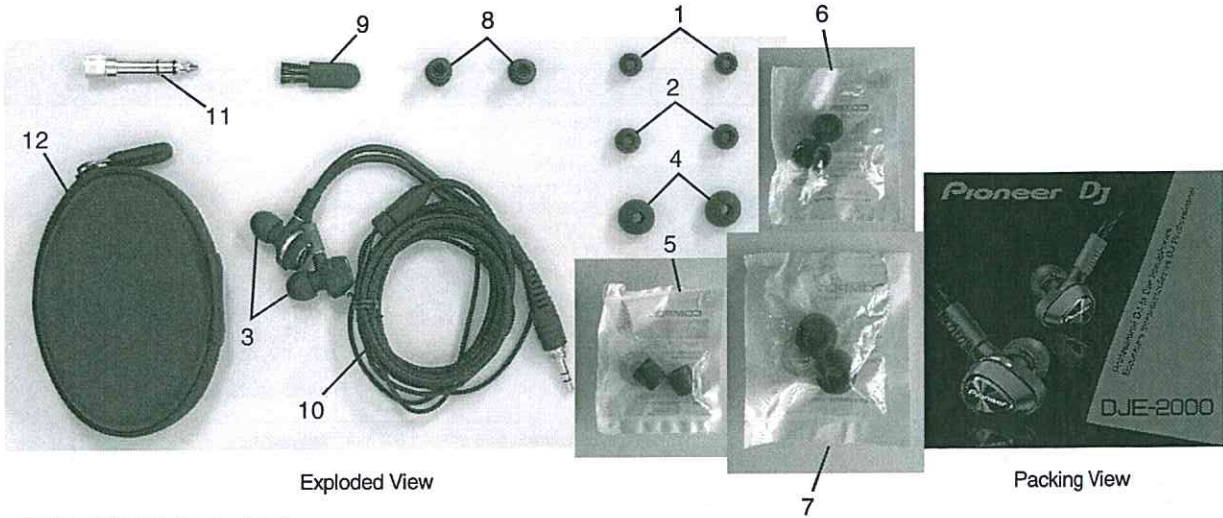
Packing View

DJE-1500-W Parts List

Mark No.	Description	Part No.	Mark No.	Description	Part No.
1	Earphone Tips (XS)	WNK3554	6	Cord Assy (1.6 m)	WDE1518
2	Earphone Tips (S)	WNK3553	7	Plug Adapter	WKX1049
3	Earphone Tips (M)	WNK3552	8	Carrying Case	WHX1049
4	Earphone Tips (L)	WNK3555			
5	Comply Earphone Tips Assy (M)(*)	WEA1013			

*) The COMPLY foam tip is an ASSY supplies with two parts set. Please note that the foam tip cannot be supplied one by one.

3.3 FOR DJE-2000-K

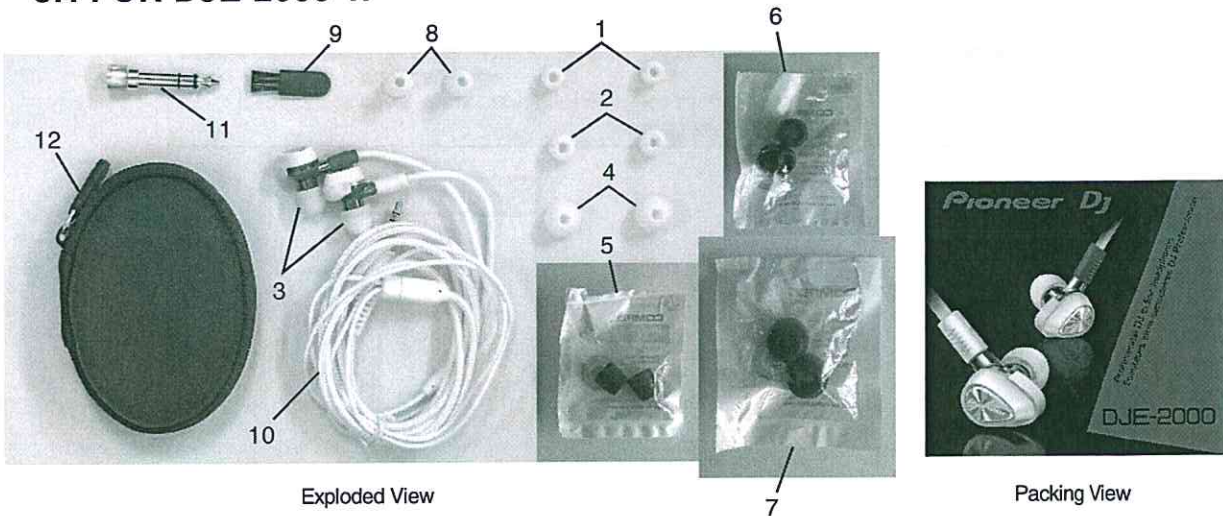


DJE-2000-K Parts List

Mark No.	Description	Part No.	Mark No.	Description	Part No.
1	Earphone Tips (XS)	WNK3412	6	Comply Earphone Tips Assy (M)(*)	WEA1013
2	Earphone Tips (S)	WNK3411	7	Comply Earphone Tips Assy (L)(*)	WEA1015
3	Earphone Tips (M)	WNK3410	8	Triple-flange Earphone Tips	WNK4547
4	Earphone Tips (L)	WNK3413	9	Brush	WEP1128
5	Comply Earphone Tips Assy (S)(*)	WEA1016	10	Cord Assy (1.6 m)	WDE1514
			11	Plug Adapter	WKX1049
			12	Carrying Case	WHX1049

*) The COMPLY foam tip is an ASSY supplies with two parts set. Please note that the foam tip cannot be supplied one by one.

3.4 FOR DJE-2000-W







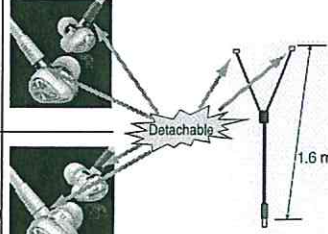



DJE-2000-W Parts List

Mark No.	Description	Part No.	Mark No.	Description	Part No.
1	Earphone Tips (XS)	WNK3554	6	Comply Earphone Tips Assy (M)(*)	WEA1013
2	Earphone Tips (S)	WNK3553	7	Comply Earphone Tips Assy (L)(*)	WEA1015
3	Earphone Tips (M)	WNK3552	8	Triple-flange Earphone Tips	WNK4547
4	Earphone Tips (L)	WNK3555	9	Brush	WEP1128
5	Comply Earphone Tips Assy (S)(*)	WEA1016	10	Cord Assy (1.6 m)	WDE1518
			11	Plug Adapter	WKX1049
			12	Carrying Case	WHX1049

*) The COMPLY foam tip is an ASSY supplies with two parts set. Please note that the foam tip cannot be supplied one by one.

4. TECHNICAL DATA

■ Differences between the DJE-2000 and DJE-1500

Model	Sound	Fitting method	Accessories	Main cable: 1.6 m
TOP : DJE-2000 (-K: Black / -W: White) 	• Speaker drivers BA (balanced armature) and dynamic drivers	Ear-fit 	• Conversion plug adapter 6.3 mm in dia. • Earphone tip (3 types) 1) Silicone in 4 sizes (XS, S, M, L) 2) Tx-500 Comply™ low-resiliency foam tips in 3 sizes (S, M, L) 3) Triple flange in 1 size • Carrying case  • Cleaning brush 	
MID : DJE-1500 (-K: Black / -W: White) 	• Speaker driver Dynamic driver	2 ways Ear-fit  Conventional 	• Conversion plug adapter 6.3 mm in dia. • Earphone tip (2 types) 1) Silicone in 4 sizes (XS, S, M, L) 2) Tx-500 Comply™ low-resiliency foam tip in 1 size (M) • Carrying case	

Note:

Replacement of a single headphone L or R is not possible, because the sound quality is adjusted for a combination of the L and R headphones (pairing).

If an L or R headphone is in failure, be sure to replace both the L and R headphones for which pairing has been performed.

■ Features of the DJE-2000

Hybrid driver system

A hybrid driver system that combines the two different drivers (BA [balanced armature] and dynamic) is employed to utilize the advantages of the two drive systems.

